



# MCCAF

MISSISSIPPI CHRISTIAN CREATIVE ARTS FESTIVAL

“See, I am doing a new thing! Now it springs up; do you not perceive it? I am making a way in the wilderness and streams in the wasteland.”

Isaiah 43:19

February 22-23, 2019 | Brandon Baptist Church  
100 Brandon Baptist Dr., Brandon, MS 39042

# SCHEDULE

## FRIDAY, FEBRUARY 22

|           |   |
|-----------|---|
| 4:45 p.m. | Faculty Meeting                           |
| 5:00      | Registration/Vendors Open<br>for Shopping |
| 5:15      | Faculty Dinner                            |
| 5:45      | Open Performance Meeting                  |
| 6:15      | Welcome & Introductions                   |
| 6:45      | Class Session I<br>(Performance Class)    |
| 7:55      | Class Session II<br>(Performance Class)   |
| 9:00      | Celebration                               |
| 9:30      | Dismiss                                   |

## SATURDAY, FEBRUARY 25

|            |   |
|------------|---|
| 8:25 a.m.  | Registration/Shopping/Open<br>Performance Setup |
| 8:50-9:05  | Creative Devotional Worship                     |
| 9:15       | Class Session III                               |
| 10:15      | Break/Shopping                                  |
| 10:30      | Class Session IV                                |
| 11:30      | Lunch at Church & Shopping                      |
| 12:40 p.m. | Open Performance<br>Celebration                 |
| 1:45       | Class Session V                                 |
| 3:00       | Celebration                                     |
| 3:45       | Dismiss   |

## MCCAF Faculty

**Jessica Black**  
Puppetry Division  
West Monroe, LA  
www.creativeartstore.com  
jblack0513@gmail.com  
jessblack@creativeartstore.net

**Trent Black**  
Puppetry Division  
West Monroe, LA  
www.creativeartstore.com  
tblack914@yahoo.com

**Martha Cannon**  
Puppet Coordinator  
Batesville, MS  
marthacannon@hughes.net

**Denise Coleman**  
Puppetry Division  
Clinton, MS  
denisegcoleman@gmail.com

**Mike Cooper**  
Clowning & Illusion Arts  
Division  
New Hebron, MS  
mcooper1320@gmail.com

**Chris Edmonds**  
Media Division  
Southaven, MS  
actingupward@yahoo.com

**Bobby Everett**  
Festival Director & Drama  
Coordinator  
Jackson, MS  
beverett@mississippi.org

**Cyndi Grace**  
Drama Division  
Clinton, MS  
hisbride1@gmail.com  
www.cyndigrace.com

**Myrna Gregory**  
Creative Visual Arts & Media  
Coordinator  
Brandon, MS  
mgreg1981@gmail.com

**Mark Hamrick**  
Creative Visual Arts Division  
Knoxville, TN  
rmhsmile@bellsouth.net

**Kyle Hancock**  
Media Division  
Madison, MS  
kyle.hancock@pinelake.org

**Dave Johnston**  
Puppetry Division  
West Plains, MO  
davejohnston1965@gmail.com

**Monica Jones**  
Dance Division  
Jackson, MS  
monicaljones2010@gmail.com

**Wesley Kinsey**  
Social Media/Assistant Worship  
Coordinator • Drama Division  
Clinton, MS  
alanweskinsey@gmail.com

**Denise Kirkwood**  
Interpretive Movement Division  
Sevierville, TN  
dteamkirkwood@gmail.com  
www.teamkirkwood.com

**Kenny "Leopold" Kirkwood**  
Clowning & Illusion Arts Division  
Sevierville, TN  
dteamkirkwood@gmail.com  
www.teamkirkwood.com

**David Mercer**  
Drama Division  
Sikeston, MO  
davidkmercerc@gmail.com

**Perry Robbins**  
Clowning & Illusion Arts  
Coordinator  
Magee, MS  
airheadperry@bellsouth.net

**Bonnie Spear**  
Puppetry Division/Signing  
Clover, SC  
waybon81@gmail.com

**Missey Wright**  
MCCAF Worship Through Creative  
Arts Coordinator  
Corryton, TN  
t8rstuff@yahoo.com  
www.stagewright.wordpress.com

## Session 1 | 6:45-7:45 p.m.

### CLOWNING & ILLUSION ARTS

**Basic Ballooning • Perry Robbins** ..... **Main Bldg. (1st Floor) Choir Room 145**

We are going to make friends (dogs, cats, monkeys, etc.). We will learn the basic twists involved in making balloon animals and characters. This is a hands on class. Come with nimble fingers and wrists. (It would be ever so helpful if you know how to tie a knot in a balloon.)

**Let Us Play! (Fun Finding Out What It's All About) (Part I) • Kenny "Leopold" Kirkwood** ..... **Main Bldg. (1st Floor) Room 130**

Kind of a quick general intro to clowning. Some of what it is and isn't. We will take a look at some of the basic ideas on characterization, costumes, and make-up, etc. Lots of hands on and participation.

**Basics Of Magic! • Mike Cooper** ..... **Gym (2nd Floor) Rooms 423 A & B**

We are going to learn about the different types of magic. From card magic, coin magic, rope magic, self-working, sleights, and more. **This class is for beginners.** You do not have to know anything about magic to learn what this class teaches.

### DRAMA, DANCE, & INTERPRETIVE MOVEMENT

**Dancing With Veils (Videotaping is allowed) • Monica Jones** ..... **Main Bldg. (2nd Floor) Room 220**

Learn how to dance with veils and use patterns that can be used during live praise and worship with your choir or praise team singers. **This class is for beginners** through advanced. (Veils are available for purchase for \$10)

**Choir Members Are Actors Too! • Cyndi Grace** ..... **Gym (1st Floor) Room 326**

We will discuss what it takes to put on a successful seasonal musical with choir members who have never acted before. This class will give some short cuts to keeping your choir members in character! A must for anyone who is at a loss of what to do with this group of people!

**Dinner Theatres For Reaching A Community • David Mercer** ..... **Gym (1st Floor) Rooms 327 & 328**

Whether you are from a small town or a large metropolitan area, Dinner Theatres can be used in a variety of ways to reach out to that community to find prospects and lost people. We will look at scripts, costs, programs, menus, and other ideas of putting together a Dinner Theatre. They can also be used as a creative fund raiser for youth, singles or adult ministries in a church.

**Props for Performance – Concept To Creation • Missey Wright** ..... **Gym (1st Floor) Room 342**

Props are used in many forms of theatre arts productions (drama, puppetry, etc.). Learn practical tips for creating props - using what you have to make what you need. We'll also discuss different types of props, what is considered a prop, and organization of props for productions.

**"Living Hope" by Phil Wickham (Part 1 of 2) (2 Class Sessions) • Denise Kirkwood** ..... **Gym (2nd Floor) Room 401**

(Participants will create a synergistic worship piece that will be performed during the festival.) Creating Choreography For Worship Dance. You heard a great song and you want to use it in worship or to communicate a message... what next? Come to this two-session combo class and we will walk through choreography basics and helpful hints for choreographing your own piece. We will discuss many variables that go into creating an impactful worship experience. Then, we will apply the concepts as we choreograph a worship song together. This class will be two sessions long and it is appropriate for choreographers and dancers of all skill levels.

### MEDIA & CREATIVE VISUAL ARTS

**Basics Of Video • Chris Edmonds** ..... **Gym (1st Floor) Room 310**

In this class we will learn the basics of composition and light. We will also gain a better understanding ways creative ministries can use video to connect with the audience.

**Social Media In A Ministry Setting • Kyle Hancock** ..... **Gym (1st Floor) Room 311**

Learn how to effectively and safely use social media to enhance your church ministries.

**Worship With Chalk! • Mark Hamrick** ..... **Gym (2nd Floor) Rooms 427 A & B**

Participants will learn to use chalk to express their own vision of the Majesty of our GOD, by exploring the use of chalk and techniques with chalk and pastels while also exploring and expanding their understanding of the Glory of GOD.

### PUPPETS

**"The Great Adventure" (Part 1 of 2) (2 Class Sessions) • Bonnie Spear** ..... **Main Bldg. (1st Floor) Room 122**

We will learn this song by Stephen Curtis Chapman and perform it on Saturday during the Class Performance time. Come learn this song to be used as a stand-alone song or as a part of a larger production. This song is done in white light and involves puppets and props. See how Bonnie used this song in a themed program and learn the ins & outs of how use this idea for your ministry.

**"Blessed Be Your Name" by Matt Redman in American Sign Language (Part 1 of 2) (2 Class Sessions) • Denise Coleman** ..... **Gym (1st Floor) Room 305**

Come learn how to sign the song "Blessed Be Your Name" by Matt Redman in American Sign Language to present in our presentation on Saturday. This is an hour long class. Ever wanted to learn sign language, especially to communicate with deaf people and tell them about God's love for them? Then this class is for you! This class can help you know how to communicate with deaf people in your ministry and to share the Gospel. We will learn this sign song and present it for the performance time on Saturday.

**Bring A Puppet Song To Life • Trent Black** ..... **Gym (1st Floor) Rooms 319 & 320**

So, you've found a song you really like and you want to use it in your next creative ministry program. What do you do with it? Come learn some different ways to develop a song from scratch using various techniques.

**Using Simple Sticks In Ministry • Jessica Black** ..... **Gym (1st Floor) Room 321**

Two small sticks and a song can surprisingly make a BIG impact. Stick ministry is often referred to as a "movement for non-movers" style of drama ministry. Even if you have two left feet, you can learn to make a big impact with this simple and easy to do style of creative ministry. We will be covering the song "**Battles**" by *The Afters*, showing you the breakdown of how this song was pieced together.

**Puppetry: Will Work For Your Children's Ministry • Dave Johnston** ..... **Gym (1st Floor) Rooms 344**

Puppets were not created to be a babysitting service. They are a lot of work but have a strong purpose and will work to fulfill that purpose in teaching children Biblical truths. Dave will share a wealth of experience from over 30 years and challenge you to rejuvenate, revive and start up new puppet teams to minister in children's church. He will share how to jump start quarterly puppet events for children's ministry.

## Session 2 | 7:55-8:55 p.m.

### CLOWNING & ILLUSION ARTS

**Stage Magic • Perry Robbins** ..... **Main Bldg. (1st Floor) Choir Room 145**

Having a few tricks in your pocket is fun but what about presenting Jesus to large crowds. This class will explore the types of tricks that will be able to use from the stage in front of larger crowds. These tricks can be incorporated into Bible devotions and sermons.

**Let Us Play! (Fun Finding Out What It's All About) (Part 2) • Kenny "Leopold" Kirkwood** ..... **Main Bldg. (1st Floor) Room 130**

Picking up where we left off in part one, looking at a little more personal approach, where do you see you? Also this class starts to get into the use of props.

**Magic & The Gospel Message • Mike Cooper** ..... **Gym (2nd Floor) Rooms 423 A & B**

We will discover ways of using magic tricks to share the Gospel of Jesus. Magic is a tool that can be used to share Jesus with the young and old alike. How can a simple card trick be used to share Jesus? Come to this class and we will learn the answer together.

### DRAMA, DANCE, & INTERPRETIVE MOVEMENT

**Theatre Games: Playing to Learn, Learning to Play • Wesley Kinsey** ..... **Main Bldg. (2nd Floor) Room 220**

Theatre games are a great way to get a group responding and building community together. Come learn some basic group games to incorporate into your ministry. These games are based in improvisation and character development, so they can be used by any group: actors, clowning, puppetry, and more!

**How To Conduct Effective Auditions & Rehearsals With Busy People! • Cyndi Grace** ..... **Gym (1st Floor) Room 326**

When busy people need to rehearse, rehearsals need to be organized for the best benefit of all. This class will show some easy steps of how to accomplish that.

**Story-Telling • David Mercer** ..... **Gym (1st Floor) Rooms 327 & 328**

"Jonah and the Whale", "The Ten Lepers", and "Creation" are just a few of the ideas that we will explore in this class discussion of story-telling and using Biblical and Christian stories (missionaries/heroes of the faith/stories of miracles, etc.). This will be helpful to those who work with children, youth and Senior Adults. This can be used to benefit Worship experiences.

**"Living Hope" by Phil Wickham (Part 2 of 2) (2 Class Sessions) • Denise Kirkwood** ..... **Gym (2nd Floor) Room 401**

(Participants will create a synergistic worship piece that will be performed during the festival.) Creating Choreography For Worship Dance. You heard a great song and you want to use it in worship or to communicate a message... what next? Come to this two-session combo class and we will walk through choreography basics and helpful hints for choreographing your own piece. We will discuss many variables that go into creating an impactful worship experience. Then, we will apply the concepts as we choreograph a worship song together. This class will be two sessions long and it is appropriate for choreographers and dancers of all skill levels.

### MEDIA & CREATIVE VISUAL ARTS

**Video Workshop • Chris Edmonds** ..... **Gym (1st Floor) Room 310**

In this class we will gather footage to be edited from other classes that will be used to create a highlight video to be shown on Saturday.

**Social Media In A Ministry Setting (Repeat) • Kyle Hancock** ..... **Gym (1st Floor) Room 311**

Learn how to effectively and safely use social media to enhance your church ministries.

**Using Visual Arts To Enhance Understanding In Bible Study • Mark Hamrick** ..... **Gym (2nd Floor) Rooms 427 A & B**

Participants will first experience the impact of seeing models of the items used in the tabernacle in contrast to just reading the book of Leviticus. Then brainstorming

### PUPPETS

**"The Great Adventure" (Part 2 of 2) (2 Class Sessions) • Bonnie Spear** ..... **Main Bldg. (1st Floor) Room 122**

We will learn this song by Stephen Curtis Chapman and perform it on Saturday during the Class Performance time. Come learn this song to be used as a stand-alone song or as a part of a larger production. This song is done in white light and involves puppets and props. See how Bonnie used this song in a themed program and learn the ins & outs of how use this idea for your ministry.

**Intro To Basic Puppet Manipulation • Martha Cannon** ..... **Main Bldg. (1st Floor) Room 132**

Come learn the basics of entrances, exits, lip sync, and manipulation. This is a hands on-class. **Bring your own puppet or one will be provided.** If we have time we will take a look at different type of puppets and how to bring them to life.

**"Blessed Be Your Name" by Matt Redman in American Sign Language (Part 2 of 2) (2 Class Sessions) • Denise Coleman** .....

..... **Gym (1st Floor) Room 305**

Come learn how to sign the song "Blessed Be Your Name" By Matt Redman in American Sign Language to present in our presentation on Saturday. This is an hour long class. Ever wanted to learn sign language, especially to communicate with deaf people and tell them about God's love for them? Then this class is for you! This class can help you know how to communicate with deaf people in your ministry and to share the Gospel. We will learn this sign song and present it for the performance time on Saturday.

**Introduction To Black Light Puppetry • Trent Black** ..... **Gym (1st Floor) Rooms 319 & 320**

We've all seen incredible black light performances and have all thought to ourselves, "How do I do that?" In this class, we're going to break it down for you! Come learn different techniques for your black light ministry. We will also discuss where to find the best materials on the market to make your black light piece POP!

**Using Creativity In Kids Ministry • Jessica Black** ..... **Gym (1st Floor) Room 321**

Creative Ministry and Kid's Ministry can go hand-in-hand. Learning to tie all of these things into your children's ministry and how to emphasize things into your children's ministry and how to emphasize the impact on young lives, is something that is something that is Vital in Kids Ministry.

**Learn A Black Light Song! • Dave Johnston** ..... **Gym (1st Floor) Room 344**

Learn the techniques and elements of a black light song to "On Christ the Solid Rock I Stand". This is a song you can use with your team. You will learn and perform this song in the Saturday performance time. Bring your black pants, shirts and gloves.

## Session 3 | 9:15-10:15 a.m.

### CLOWNING & ILLUSION ARTS

**Magic That Has Meaning!** • **Perry Robbins**..... **Main Bldg. (1st Floor) Choir Room 145**

Discovering ways to turn an ordinary magic trick into an extraordinary message about the love of God. The class will participate in brainstorming different ways of using the tricks learned.

**Fun With Physical Comedy** • **Kenny "Leopold" Kirkwood** ..... **Main Bldg. (1st Floor) Room 130**

A look at using your body in comedy & clowning. Learning about falls, hits, props, and playing well with others!

**Basics Of Magic! (Repeat)** • **Mike Cooper** ..... **Gym (2nd Floor) Rooms 423 A & B**

We are going to learn about the different types of magic. From card magic, coin magic, rope magic, self-working, sleights, and more. **This class is for beginners.** You do not have to know anything about magic to learn what this class teaches.

### DRAMA, DANCE, & INTERPRETIVE MOVEMENT

**Dancing With Flags (videotaping is allowed)** • **Monica Jones**..... **Main Bldg. (2nd Floor) Room 220**

Learn how to implement dance patterns into live praise and worship with your church choir or praise team to the song, "Glorious" by Martha Munizzi. This class is for beginners through advanced. (Flags are available for purchase for \$15 for the pair.)

**Building Character – What Is My Face Telling You?** • **Cyndi Grace**..... **Gym (1st Floor) Room 326**

An actor must make the person he/she is portraying realistic to be effective. Understanding your character is imperative. This class will show the process of knowing and understanding what makes your character work. Does your face match your mood??? This class will give guidelines of facial expressions in drama. Audience participation required!!!

**Creative Movement In The Church Or On Missions** • **David Mercer** ..... **Gym (1st Floor) Rooms 327 & 328**

Producing a creative movement piece that can be used in the church or on missions takes some thought and effort. We will discuss ideas for music, movement, and some basic rules for production of creative movement.

**Duets: Acting in Tandem** • **Wesley Kinsey**..... **Gym (1st Floor) Rooms 329 & 330**

This class is all about the duo - two people sharing space and working together to build scenes that speak to the audience. Whether you have a partner or not, come learn how to respond onstage to other actors in a way that communicates the scene as a whole rather than two individuals.

**Creating The Living Lord's Supper** • **Bobby Everett**..... **Gym (1st Floor) Room 342**

This class will discuss everything you need to know for directing the Living Lord's Supper presentation while your congregation is participating in the Lord's Supper. We will discuss how to create this unique experience for your congregation.

**Express Your Joy In Christ By Jumping Into "Shake" by MercyMe** • **Denise Kirkwood** ..... **Gym (2nd Floor) Room 401**

Learn fun, interactive choreography that will help us celebrate in Christ. This dance will be an active and fun piece you can take back to share with others.

### MEDIA & CREATIVE VISUAL ARTS

**Video Editing** • **Chris Edmonds**..... **Gym (1st Floor) Room 310**

This class will be a hand's on demonstration of the editing of the highlight video for the festival. Students will get to be a part of the creative process as well as learn basic theory behind video editing.

**Black Light Chalk Talks** • **Mark Hamrick** ..... **Gym (2nd Floor) Rooms 427 A & B**

Participants will first experience the impact of seeing models of the items used in the tabernacle in contrast to just reading the book of Leviticus. Then we will brainstorm other parts of Scripture that could be understood more clearly with the use of visual and sculptural aids. (i.e. Spiritual Armor, The Ark, Maps...)

### PUPPETS

**Good Puppet Teams Prepare** • **Bonnie Spear** ..... **Main Bldg. (1st Floor) Room 122**

Do you have a foundational purpose for your puppet team? In this class we will talk about planned mentoring, prayer, scripture reading, standing and talking in front of people and much more. We will also discuss how to equip your team members to become team leaders when they grow up.

**"Draw Me Close To You" by Michael W. Smith in American Sign Language** • **Denise Coleman**.....

..... **Gym (1st Floor) Room 305**

Come learn how to sign the song "Draw Me Close to You" By Michael W. Smith in American Sign Language. This is an hour long class. Ever wanted to learn sign language, especially to communicate with deaf people and tell them about God's love for them? Then this class is for you! This class can help you know how to communicate with deaf people in your ministry to them to share the Gospel.

**Reverse Black Light (Part 1 of 2) (2 Class Sessions)** • **Jessica & Trent Black** ..... **Gym (1st Floor) Room 321**

**"My Story"** by Big Daddy Weave. Want to be more creative in your ministry? Try reverse black light! Learn how to use glow in the dark paint, black lights and foam core to bring a song to life. This simple technique is an effective tool in ministering to all ages. Bring black clothing and socks so you can be a part of this production during the class performance time on Saturday..

**Training Puppet Teams** • **Dave Johnston**..... **Gym (1st Floor) Room 344**

We will discuss Who, When and How to train workers for your effective puppet ministry team. Team work and how to train young people for ministry. We will discuss powerful curriculum and how to think outside the box with your team and with the leaders of your Children's Ministry. How to avoid team fatigue and burnout.

## Session 4 | 10:30-11:30 a.m.

### CLOWNING & ILLUSION ARTS

**Basic Ballooning (Repeat) • Perry Robbins** ..... **Main Bldg. (1st Floor) Choir Room 145**

We are going to make friends (dogs, cats, monkeys, etc.). We will learn the basic twists involved in making balloon animals and characters. This is a hands on class. Come with nimble fingers and wrists. (It would be ever so helpful if you know how to tie a knot in a balloon.)

**Beginning Fun With Juggling • Kenny "Leopold" Kirkwood** ..... **Main Bldg. (1st Floor) Room 130**

A basic but wide look at the concepts of juggling, from scarves and bean bags to balls and rings...even Armadillos and Walmart bags! Also look at some other aspects like plate spinning, a little plate manipulation, and juggling sticks.

**Comedy Magic! • Mike Cooper** ..... **Gym (2nd Floor) Rooms 423 A & B**

Magic can be so much fun. Fool your friends and have a good laugh at the same time. Laugh with your congregation, laugh with your co-workers, laugh with everyone. You do not have to know anything about magic to learn what this class teaches.

### DRAMA, DANCE, & INTERPRETIVE MOVEMENT

**Improv: Theatre Without Thinking • Wesley Kinsey** ..... **Main Bldg. (2nd Floor) Room 220**

Improvisation is the heart of the actor and keeping the story moving. This workshop is built around learning the fundamentals of improvisation and building out how to improv well - it's more than just a quick laugh! Come learn how to read a moment and respond quickly, no matter the situation.

**Doing Kids Drama • Cyndi Grace** ..... **Gym (1st Floor) Room 326**

This is an **adult** class that will teach ways of doing a skit for kids! It is very different than doing it for adults. You will learn how to perform a skit to make it kid understandable. This class is useful for children's church or backyard Bible schools.

**Starting A Creative Arts Ministry • David Mercer** ..... **Gym (1st Floor) Rooms 327 & 328**

How to get started with a Creative Arts Ministry Team. How to keep the interest of the folks you are working with. Where to get materials. Working with a small group to actually get started. Maintaining a good rehearsal time.

**Staging Technique • Bobby Everett** ..... **Gym (1st Floor) Room 342**

Discover practical tips for staging, special effects, visualizing musical numbers, creating spectacle, using props and lights, and how to make the audience feel like they are part of the production.

**Creative Choreography! • Denise Kirkwood** ..... **Gym (2nd Floor) Rooms 401**

We will discuss different types of dance pieces and participants will have the opportunity to create choreography and to exchange choreographic ideas. We will use a variety of music samples including From Now On from the Greatest Showman, You Awaken My Soul by Zealand Worship and more.

### MEDIA & CREATIVE VISUAL ARTS

**Social Media 101 • Chris Edmonds** ..... **Gym (1st Floor) Room 310**

Why does social media matter to your church and your creative arts ministry? Find out more about ways to market, tell stories, and express yourself artistically through Facebook and Instagram.

**Worship With Chalk (Repeat) • Mark Hamrick** ..... **Gym (2nd Floor) Rooms 427 A & B**

Participants will learn to use chalk to express their own vision of the Majesty of our GOD, by exploring the use of chalk and techniques with chalk and pastels. While also exploring and expanding their understanding of the Glory of GOD.

### PUPPETS

**Ideas for Programs (Part 1 of 2) (2 Class Sessions) • Bonnie Spear** ..... **Main Bldg. (1st Floor) Room 122**

Building a full one-hour program with variety and a main theme. Bonnie will be sharing some of her past programs along with song info and how her team performed them. We will talk about staging, stage preparedness, back stage lighting and being prepared for movement, building a song, breaking down props (for storage and travel), seeing a song and brainstorming. She will show a variety of props and puppets that she made and you can examine them for ideas.

**Make A Black Light Fish Puppet (Part 1 of 2) (Material Fee \$20) (Class Limit 10) • Martha Cannon** ..... **Main Bldg. (1st Floor) Room 132**

"Holy Mackerell!" Come make a fish puppet out of foam. It will be partially constructed for you. We will paint it and send it off to swim in the ocean with all your other fish!

**"Jesus Be Near To Me (with I Need Thee Every Hour)" by Tommy Walker in American Sign Language • Denise Coleman** ..... **Gym (1st Floor) Room 305**

Come learn how to sign the song "Jesus Be Near To Me (with I Need Thee Every Hour)" by Tommy Walker in American Sign Language. This is an hour long class. Ever wanted to learn sign language, especially to communicate with deaf people and tell them about God's love for them? Then this class is for you! This class can help you know how to communicate with deaf people in your ministry to them to share the Gospel.

**Reverse Black Light (Part 2 of 2) (2 Class Sessions) • Jessica & Trent Black** ..... **Gym (1st Floor) Room 321**

"My Story" by Big Daddy Weave. Want to be more creative in your ministry? Try reverse black light! Learn how to use glow in the dark paint, black lights and foam core to bring a song to life. This simple technique is an effective tool in ministering to all ages. Bring black clothing and socks so you can be a part of this production during the class performance time on Saturday.

**Puppet Resources • Dave Johnston** ..... **Gym (1st Floor) Room 344**

We will share a multitude of valuable resources, curriculum for Puppet Themes and Programs, as well as give you proven tips and steps to create professional programs on a limited budget.

## Session 5 | 1:45-2:45 p.m.

### CLOWNING & ILLUSION ARTS

**Dos and Don'ts of Magic • Perry Robbins.....Main Bldg. (1st Floor) Choir Room 145**

After 20 years of performing magic, I've learned, from the school of hard knocks, that there are things to consider in performing magic. A great gospel presentation can be ruined and the Spirit can be quenched from simple things that take you by surprise. We will look into everything from setting up to handling hecklers.

**Fun Finding Answers (What About ...?) • Kenny "Leopold" Kirkwood ..... Main Bldg. (1st Floor) Room 130**

This is NOT just a Q & A class! Though in that respect there are a number of things that perspective performers are not always taught in introduction classes. Like how do I get started? What about the paper work? Things like insurance or where do I get my costumes? This is also a class to brain storm ideas or to look a little closer at something you saw earlier in the day that you would like to pursue more. Like any Kenny K class, it is interactive with opportunities for participation in group games, etc.

**Putting Together Your Magic Presentation! • Mike Cooper..... Gym (2nd Floor) Rooms 423 A & B**

Here you will see an actual gospel presentation using magic. After the presentation, we will break down the elements and the construction of the presentation. You will learn how to make your tricks flow smoothly to tell the story of Christ.

### DRAMA, DANCE, & INTREPTIVE MOVEMENT

**Creative Worship (videotaping is allowed) • Monica Jones ..... Main Bldg. (2nd Floor) Room 220**

Do you need fresh ideas for creativity in your choreography? Then, Creative Worship class is for you and your team! This class will teach how to expand movement ideas for praise and worship and choreography, body sculpting and unison movement. This class is for beginners through advanced.

**All The World's A Stage (Acting) • Cyndi Grace..... Gym (1st Floor) Room 326**

This is a beginning acting class. Staging, voice, emotions, and presentation will be covered. This class has a great deal of participation so don't come to just sit!!

**Drama In Church Worship • David Mercer ..... Gym (1st Floor) Rooms 327 & 328**

Join us as we look at some ways to enhance Sunday morning worship times by adding different perspectives of drama to the experience. Also we will discuss how to work with Pastors in planning help for worship.

**"Glorious Day!" • Denise Kirkwood.....Gym (2nd Floor) Room 401**

Come worship together, consider our future reunion with our Lord and learn some expressive choreography to Casting Crown's Glorious Day.

### MEDIA & CREATIVE VISUAL ARTS

**Photography Basics • Chris Edmonds ..... Gym (1st Floor) Room 310**

It does not matter whether you use a smartphone or an expensive DSLR, this course will help you learn how to take better pictures for your ministry and the best ways to put them to use.

**Chalk Talk • Mark Hamrick ..... Gym (2nd Floor) Rooms 427 A & B**

Participants will find out how to do chalk talks and how to come up with ideas for presentations including the use of lighting, and different approaches to the use of Chalk. Also, the use of materials and how to control the mess.

### PUPPETS

**Ideas for Programs (Part 2 of 2) (2 Class Sessions) • Bonnie Spear ..... Main Bldg. (1st Floor) Room 122**

You don't want to miss this as one hour will not be enough time to share the information from session 4.

**Make A Black Light Fish Puppet (Part 2 of 2) (Material Fee \$20) (Class Limit 10) • Martha Cannon.....**

..... **Main Bldg. (1st Floor) Room 132**

"Holy Mackerel!" Come make a fish puppet out of foam. It will be partially constructed for you. We will paint it and send it off to swim in the ocean with all your other fish!

**EL (Electro Luminescent) Wire Introduction • Trent Black..... Gym (1st Floor) Rooms 319 & 320**

EL Wire is all the craze in today's society. Learn how to utilize this incredible tool for your ministry. From EL wire props, EL wire puppets, full body EL wire suits and so much more, this unique light up wire could give you a different spin to your productions. In this class we will cover the very basics of EL wire...where you can access it, how to use it and the basic need to know.

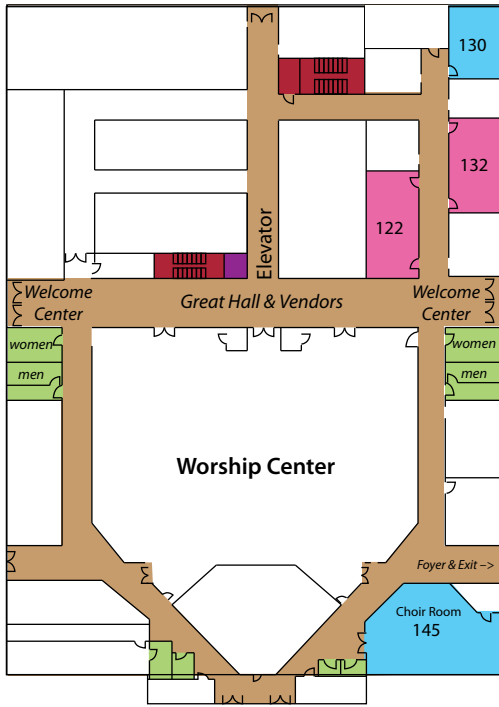
**Creative Story Telling • Jessica Black..... Gym (1st Floor) Room 321**

Lessons are best learned when they are not just heard, but when they are seen. In this class we will learn and discuss different techniques to better tell your own story creatively.

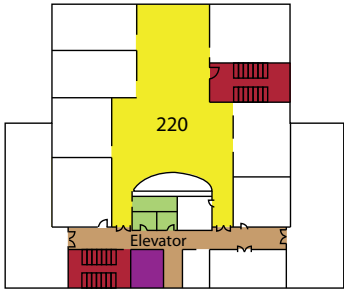
**Puppet Seams • Dave Johnston..... Gym (1st Floor) Room 344**

If you need puppets, Dave will show you how to make your own puppets very inexpensively. Watch him as he demonstrates how to put a puppet together in the classroom. Those who attend this class will also receive a free puppet pattern. This pattern can be used to create multiple different type of puppets from the same pattern.

# MAP OF BRANDON BAPTIST CHURCH



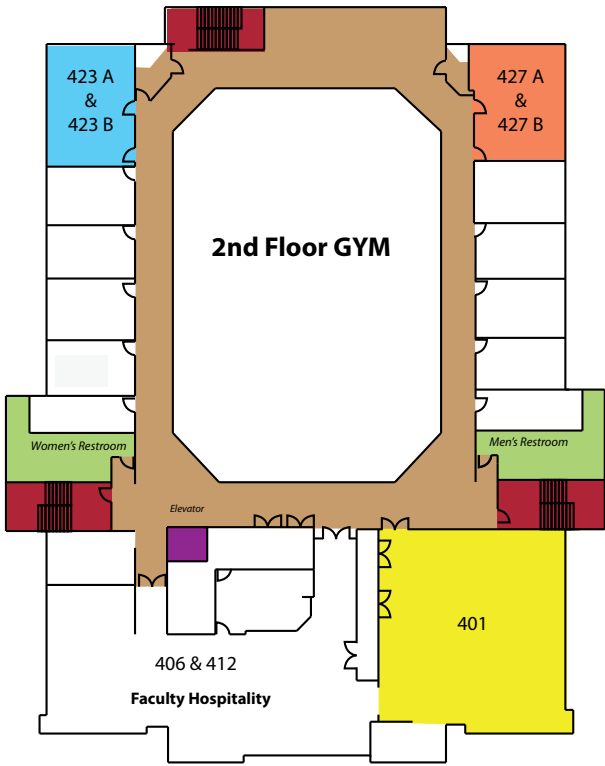
**1st Floor Main Building**



**2nd Floor Main Building**



**1st Floor Gym**



**2nd Floor Gym**

- |                            |                     |              |
|----------------------------|---------------------|--------------|
| DRAMA & MOVEMENT           | MEDIA & VISUAL ARTS | RESTROOMS    |
| PUPPETS                    | WORSHIP CENTER      | STAIRS       |
| CLOWNING, COMEDY, ILLUSION | ELEVATOR            | REGISTRATION |