







# Teaching Methods for Adults



## Lecture

A lecture is a speech by one speaker before an audience. The lecture is an excellent method when you have a lot of material to be presented in a short period of time.

Use the lecture method when ...

-  Giving information.
-  The learners are already motivated.
-  The speaker is skilled in using word pictures.
-  When the group is too large for other methods.
-  When reviewing or previewing a lesson.

### Advantages

- Conserves time.
- Can be used with large groups.
- Involves use of few aids.
- Can be used to add information.





### Disadvantages

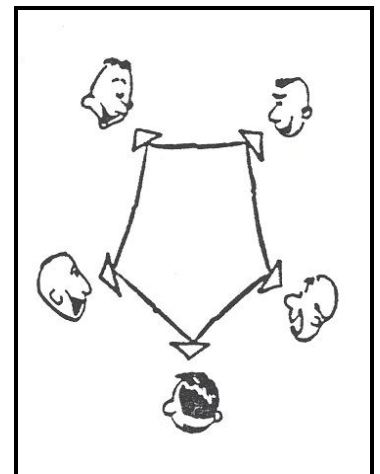
- Prevents the learner from responding.
- Few lecturers are good speakers.
- Speaker must know his subject.
- Can become boring.

## Group Discussion

Group Discussion is a planned conversation between three or more persons on a selected topic, with leadership. This method works great for sharing ideas, to identify and explore a problem, to create an informal atmosphere, and to get opinions from persons who hesitate to speak.

Use the group discussion method ...

-  When sharing ideas.
-  To stimulate interest in problems.
-  To help members express their ideas.
-  To identify and explore a problem.




### Advantages

- Provides for sharing of ideas.
- Encourages togetherness.
- Broadens viewpoints.
- Provides for shared leadership.
- Develops leadership skills.

### Disadvantages






- Cannot be used with large groups.
- Members may have limited information.
- Discussion is easily sidetracked.
- Talkative persons may dominate.



## Small Groups

Small study groups, or buzz groups, are divisions of a larger group. The groups discuss assigned problems, usually for the purpose of reporting back to the larger group.

Use small groups when ...

-  The group is too large for all members to take part.
-  Some group members are slow to take part.
-  Exploring various facets of a subject.
-  Time is limited.
-  You want to create a warm, friendly feeling in the group.

### Advantages

- Encourages timid members.
- Provides for sharing of leadership.
- Saves time.
- Provides for pooling of ideas.
- Provides variety.






### Disadvantages


- May result in pooling of ignorance.
- Groups may “chase rabbits”.
- Leadership may be poor.
- Reports may not be well organized.

## Brainstorming

Brainstorming is a method of problem solving in which group members suggest in rapid fire order all the possible solutions they can think of. Criticism is ruled out. Evaluation of ideas comes later.

Use brainstorming method to ...

-  Encourage creative thinking.
-  Encourage participation.
-  Determine possible solutions to problems.
-  Encourage presentation of new ideas.
-  Create a warm, friendly feeling in the group.




### Advantages

- Encourages new ideas.
- Encourages all members to take a part.
- Produces a “chain reaction” of ideas.
- Can be used with large or small groups.
- Does not take a great deal of time.

### Disadvantages

- Evaluation must follow.
- Members are slow to understand that any idea is acceptable.
- Members tend to begin evaluation when an idea is suggested.



## Role Playing

Role playing is the unrehearsed, dramatic enactment of a human conflict situation by two or more persons for the purpose of analysis by the group.

Use role playing when ...

- ✍ Members need to increase their understanding of opposing points of view.
- ✍ Involvement of emotions aids in presenting the problem.
- ✍ Trying to change attitudes.
- ✍ Creating the stage for problem solving.

### Advantages

- Gains immediate interest.
- May be used with groups of all sizes.
- Helps members analyze situations.
- Helps members identify with a problem.
- Helps members “experience” other person’s point of view.

### Disadvantages


- Most members are reluctant to role play.
- Requires some “acting” ability.
- Limited in number of situations it can be used.
- Members may identify participants with the problems.

## Case Study

A case study is an account of a problem situation, including sufficient detail to make it possible for groups to analyze problems involved. The case is a “slice of life” that invites diagnosis, prescription and possible treatment. It may be presented in writing, orally, dramatically, on video or as a recording.

Use the case study when ...

- ✍ Relating a problem to life situations.
- ✍ Analyzing a problem.
- ✍ Members do not have ability to role play.
- ✍ Members need help identifying with a problem.




### Advantages

- May be assigned for study before discussion.
- Creates atmosphere for exchange of ideas.
- Deals with problems related to life.
- Provides equal opportunity for members to suggest solutions.

### Disadvantages

- Problem may not be equally relevant to all members.
- Arguments tend to arise over whether the case presented enough facts.



## Listening Teams

Listening teams are formed by dividing the audience into teams in advance of a presentation. Each team is requested to listen with specific assignments in mind. Teams then report on their assignment.

Use listening teams ...

- ✍ When important ideas may otherwise go unnoticed.
- ✍ When several sides of a problem need emphasis.
- ✍ When the group is large.
- ✍ To present a lot of material.
- ✍ To give purpose to discussion.

### Advantages

- May be used with large or small groups.
- Gives listeners a specific purpose.
- Increases attention.
- Guides feedback.
- Encourages follow-up discussion.
- Lessens domination of discussion by one person.

### Disadvantages

- Listeners may “hear” only what is related to their assignment.
- Limits exchange of ideas between groups.