



BUCKETS OF HOPE

“BUCKETS OF HOPE” Offer Opportunity for Every Baptist to Provide Hands-on Help to Haitians

Every Baptist can have a hands-on, life changing impact upon the people of Haiti by participating in the Southern Baptist “Buckets of Hope” ministry. The plan for this ministry came out of the Haiti Response partnership planning meeting between leaders of the Florida Baptist Convention, International Mission Board, Baptist Global Response and Southern Baptist Disaster Relief.

The “Buckets of Hope” ministry is just one means by which Baptists can fulfill the mandate of Jesus Christ to feed the hungry in the name of Jesus. As we are reminded in Matthew 25:40, *“And the King shall answer and say unto them, Verily I say unto you, Inasmuch as ye have done it unto one of the least of these my brethren, ye have done it unto me.”* (KJV)

A “Bucket of Hope” consists of a plastic five-gallon bucket packed with selected foodstuffs. For approximately \$30 anyone can purchase the materials and assemble a “Bucket of Hope.” The food contained in a single bucket will feed a Haitian family for a week. You are also requested to include a \$10 cash contribution, placed in an envelope and attached to the lid of the bucket, to offset the cost of transporting the relief buckets to Haiti.

Project deadline: By **March 15, 2010**, the “Buckets of Hope” must be delivered to your state Baptist convention Disaster Relief director. Each convention will develop a collection process and delivery deadline. States will be responsible for delivering them to a Hialeah, FL warehouse for placement in cargo containers for immediate shipment to the island nation. Before loading in cargo containers, each of the buckets will be labeled indicating that the “Bucket of Hope” is a gift of Christian love and support from Southern Baptists.

The Bucket:

A 5-gallon plastic bucket with handle, which must be new and unused. Buckets without logos or other commercial imprint are preferred. The purchased bucket must include a tight fitting lid. For a list of retailers see www.namb.net/bucketsofhope.

The Food Items:

The commercially pre-packaged food items can be generic, store brand items. Once the food supplies are used, Haitian families will find many everyday uses for the bucket. **Please do not substitute any item listed and do not add any additional items inside the bucket.**

- 2 – 5-pound bags long grain enriched rice
- 1 – 48-ounce plastic bottle cooking oil
- 2 – 2-pound bags dry black beans (can substitute with red beans)
- 1 – 5-pound bag of all-purpose flour (not self-rising)
- 1 – 20-ounce cylinder container of granulated white sugar (coffee service size)
- 2 – 1 pound boxes spaghetti noodles
- 1 – 40-ounce plastic jar of smooth peanut butter
- 1 – 2 gallon plastic ziplock storage bag (used to wrap the bottle of cooking oil)

Packing Instructions:

(Video instructions on packing the bucket are available for viewing and download at www.NAMB.net/BucketsofHope)

1. Before you begin to pack the bucket, pray for the Haitian family that will receive the food.
2. Lay the bucket on its side.
3. Place rice packages in the bucket. Lay bags side-by-side, flat, running in the direction from top to bottom in the bucket. Gently compress the bags (without breaking them) as flat as possible to create room for other items.
4. Place the bottle of oil inside a clean, unused 2 gallon storage bag, compress the air out, wrap the excess portion of the bag tightly around the bottle, and close. (This is a precaution to protect the foodstuffs should there be leakage or a break in the bottle during transport.)
5. Lay the bottle of oil on top of the rice bags. Lay the wrapped oil container so that the bottom of the bottle is at the bottom of the bucket and is approximately in the center of the bucket.





(Continued on back)

Packing Instructions (Continued):


6. Place the peanut butter jar on one side of the oil.
7. Place the cylinder of sugar on top of the wrapped oil bottle.
8. Place boxes of spaghetti noodles on the other side of the oil bottle.



9. While holding the sugar and peanut butter containers in place, stand bucket upright.
10. Place one bag of black beans down along the inside of the bucket next to the peanut butter.
11. Place bag of flour on its side on top of the peanut butter, gently packing down the flour bag to clear the rim of the bucket.



12. Place second bag of black beans next to the flour.
13. Close the lid on the bucket and make sure it is securely closed.
14. Place \$10 cash (bills only) into a business size (#10) or smaller envelope. Seal the envelope. Securely tape the envelope to the lid of the bucket.
15. Take the filled "Bucket of Hope" to your area collection center before March 15, 2010.



For more information, please contact your state Baptist convention Disaster Relief director.

Note: a label, with an evangelistic presentation and acknowledgement that the "Bucket of Hope" is a gift from Southern Baptists will be affixed to the bucket before it is shipped to Haiti.

